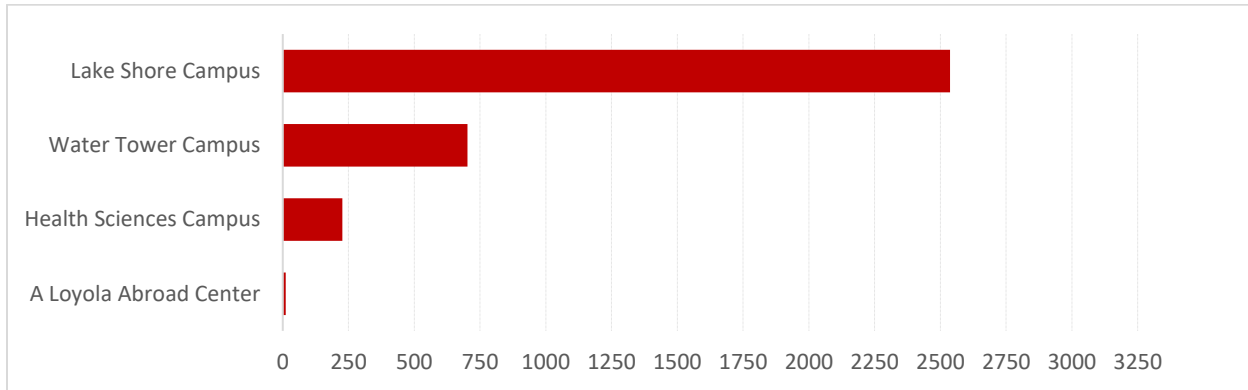


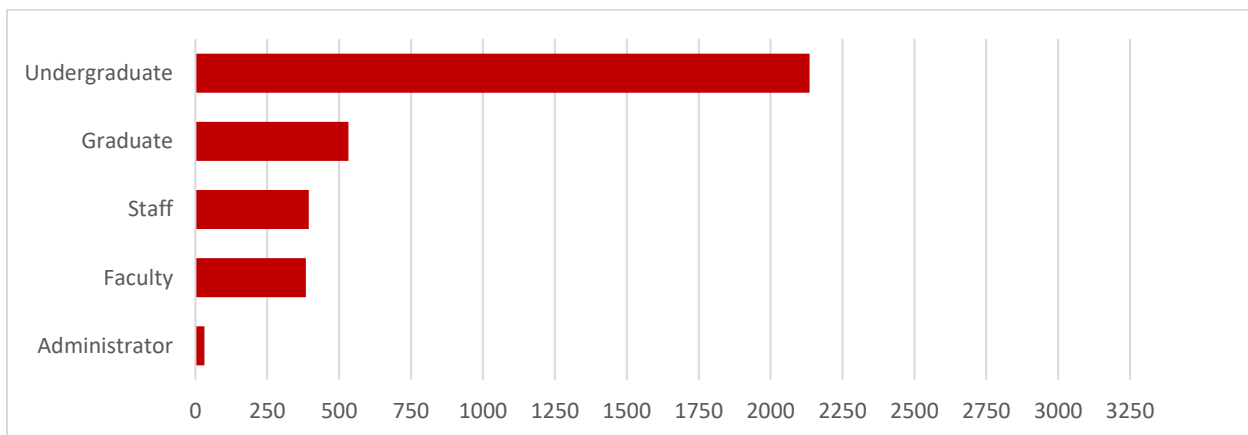
LUC Smoking Policy Final Report

Q1 - Please select the Loyola campus at which you are predominantly located.



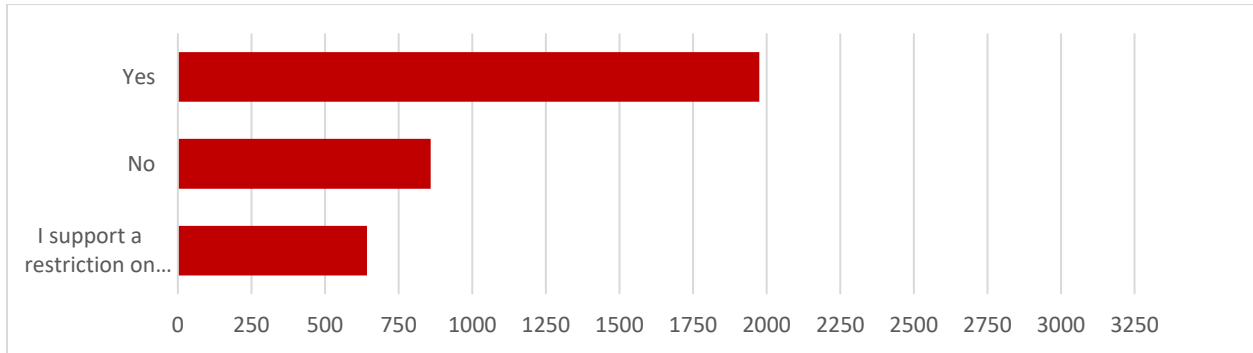
#	Field	Count	Percentage
1	Lake Shore Campus	2537	72.97%
2	Water Tower Campus	702	20.19%
3	Health Sciences Campus	227	6.53%
4	A Loyola Abroad Center	11	0.32%

Q2 - Please identify your primary position at Loyola University Chicago.



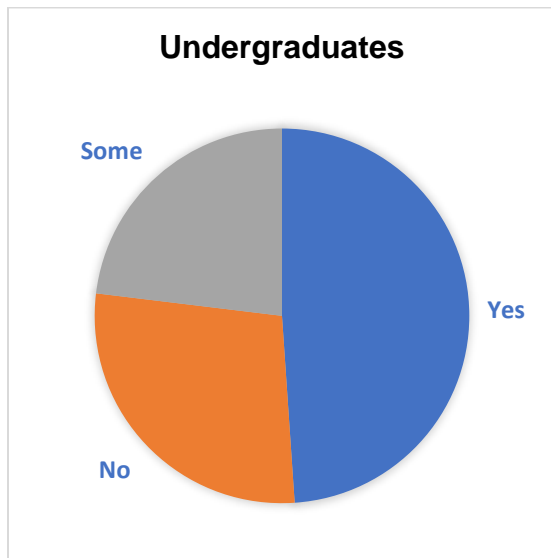
#	Field	Count	Percentage
1	Undergraduate	2136	61.43%
2	Graduate	532	15.30%
3	Staff	394	11.33%
4	Faculty	384	11.04%
5	Administrator	31	0.89%

Q3 - Do you support a campus that is smoke-, tobacco-, and vape-free? (Note: this would primarily affect those at the Lake Shore Campus as the Water Tower and Health Sciences Campus buildings are primarily surrounded by city property and would continue to follow city ordinance laws.)

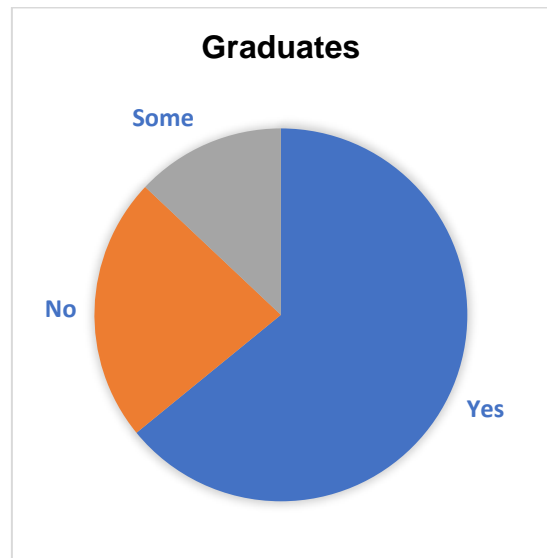


#	Field	Count	Percentage
1	Yes	1975	56.80%
2	No	859	24.71%
3	I support a restriction on some, but not all, of the proposed activities	643	18.49%

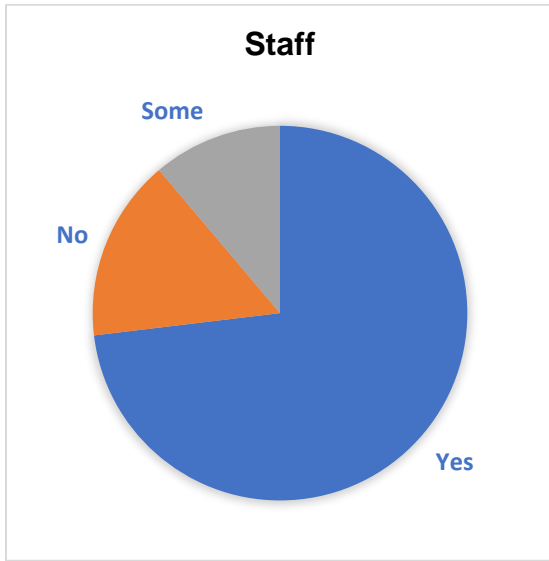
Q3 Broken Down by Position



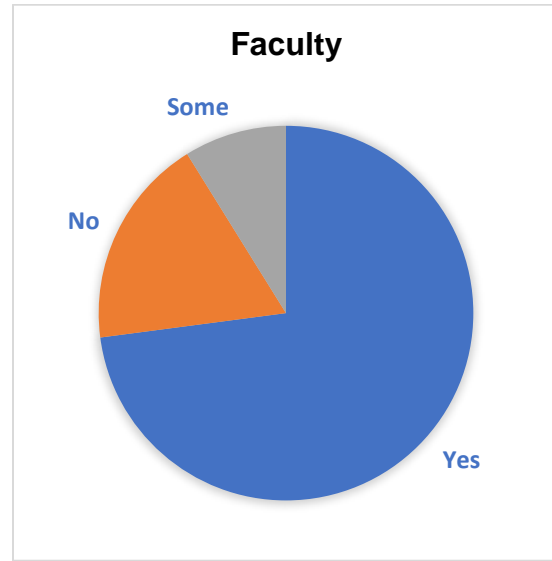
#	Field	Count	Percentage
1	Yes	1045	48.92%
2	No	598	28.00%
3	Some	493	23.08%



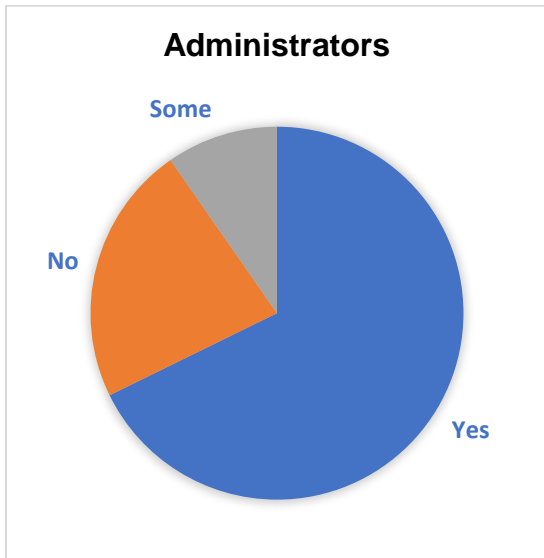
#	Field	Count	Percentage
1	Yes	341	64.10%
2	No	122	22.93%
3	Some	69	12.97%



#	Field	Count	Percentage
1	Yes	288	73.10%
2	No	62	15.73%
3	Some	44	11.17%

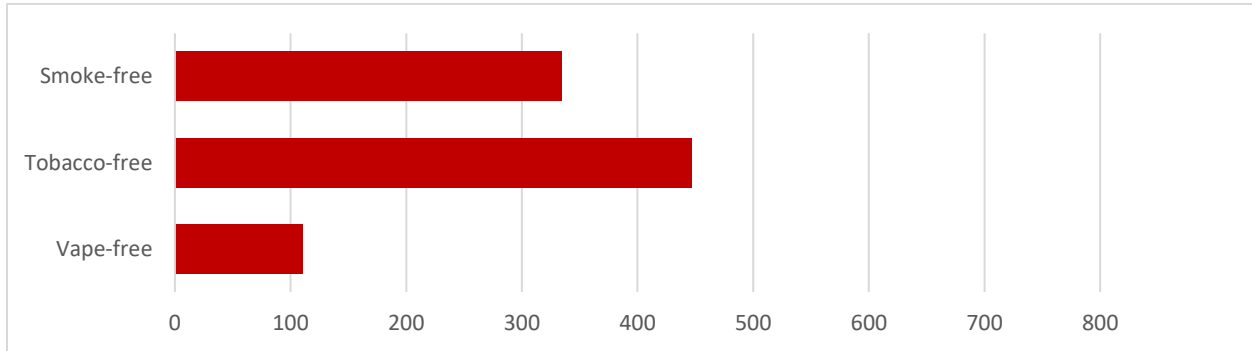


#	Field	Count	Percentage
1	Yes	280	72.92%
2	No	70	18.23%
3	Some	34	8.85%



#	Field	Count	Percentage
1	Yes	21	67.74%
2	No	7	22.58%
3	Some	3	9.68%

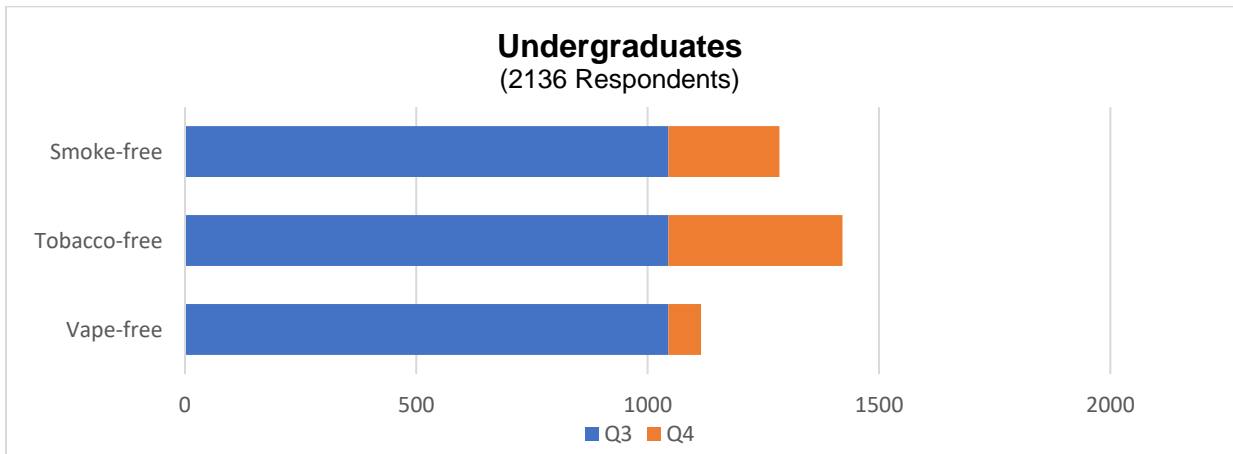
Q4 Please select which type of university environment you support. (Select all that apply)



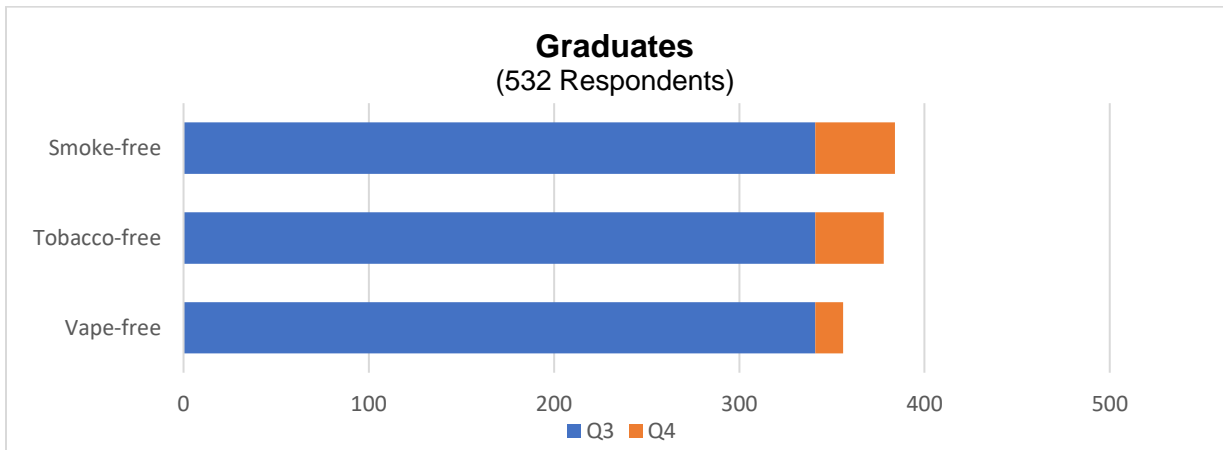
#	Field	Count	Percentage
1	Smoke-free	334	37.49%
2	Tobacco-free	447	50.17%
3	Vape-free	110	12.35%

Support for Further Restrictions Broken Down by Position

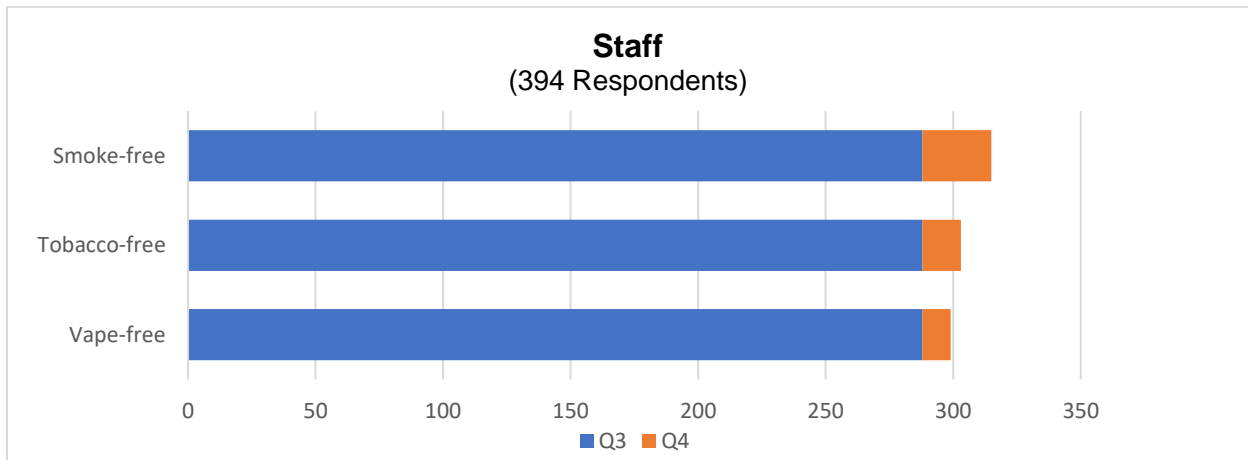
(Q3 “Yes” Count + Q4 Count / Total Number of Respondents)



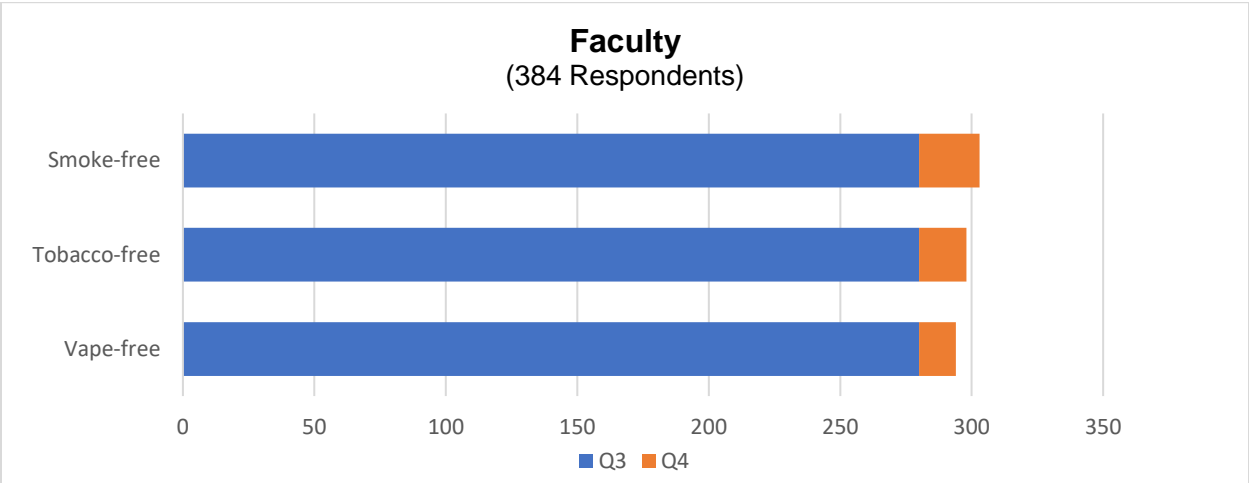
#	Field	Q3 “Yes” Count	Q4 Count	Total Percentage
1	Smoke-free	1045	240	60.16%
2	Tobacco-free	1045	376	66.53%
3	Vape-free	1045	70	52.21%



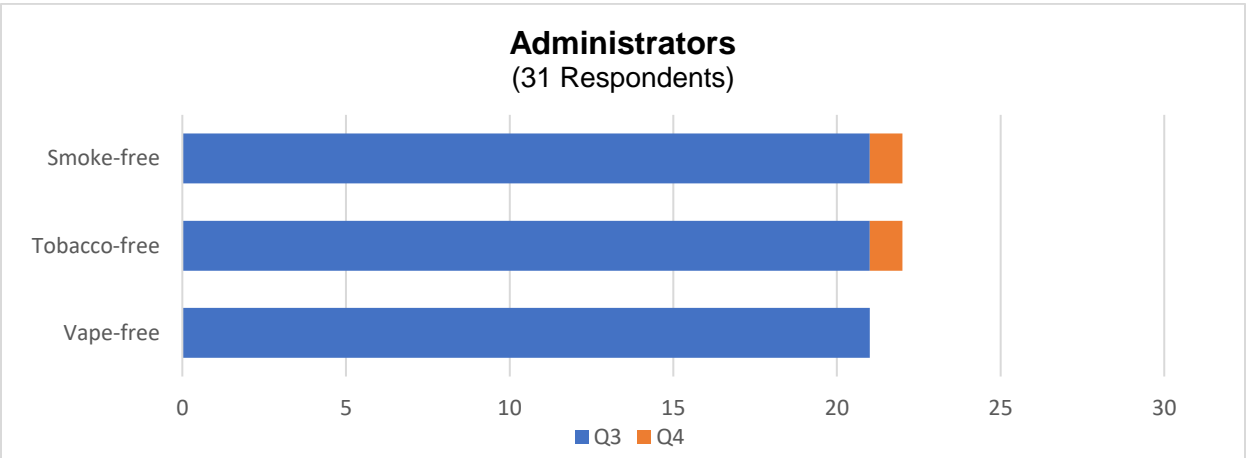
#	Field	Q3 "Yes" Count	Q4 Count	Total Percentage
1	Smoke-free	341	43	72.18%
2	Tobacco-free	341	37	71.05%
3	Vape-free	341	15	66.92%



#	Field	Q3 "Yes" Count	Q4 Count	Total Percentage
1	Smoke-free	288	27	79.95%
2	Tobacco-free	288	15	76.90%
3	Vape-free	288	11	75.89%

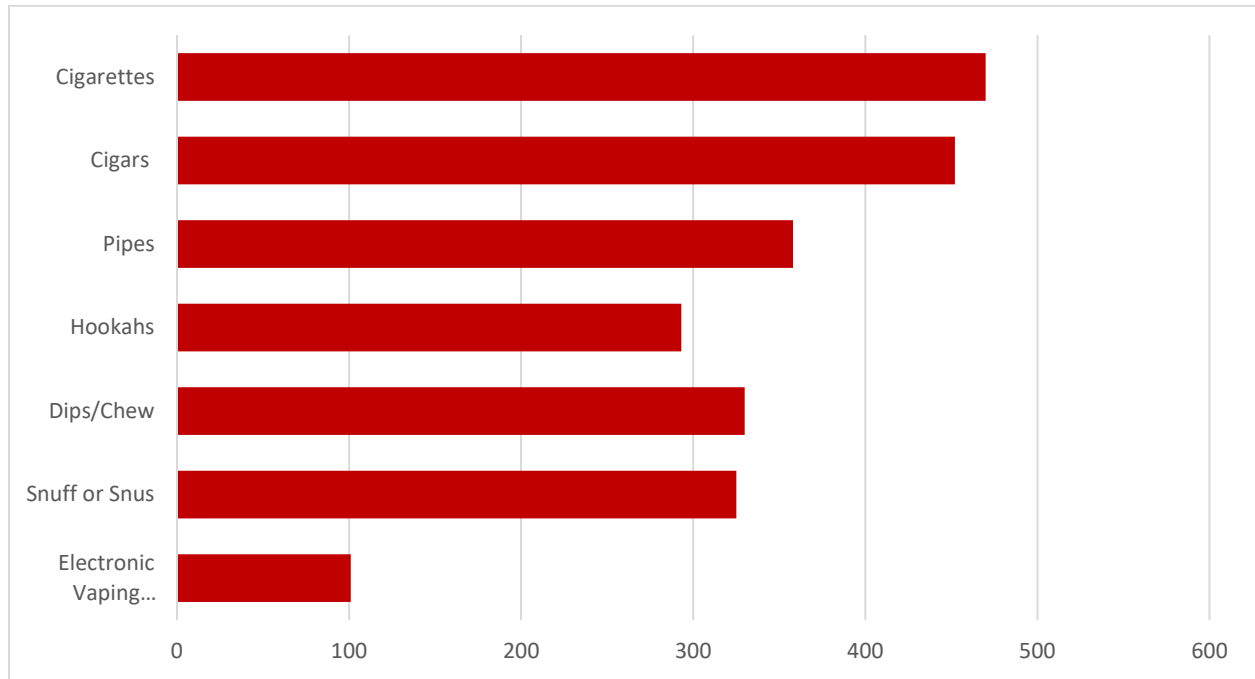


#	Field	Q3 "Yes" Count	Q4 Count	Total Percentage
1	Smoke-free	280	23	78.91%
2	Tobacco-free	280	18	77.60%
3	Vape-free	280	14	76.56%



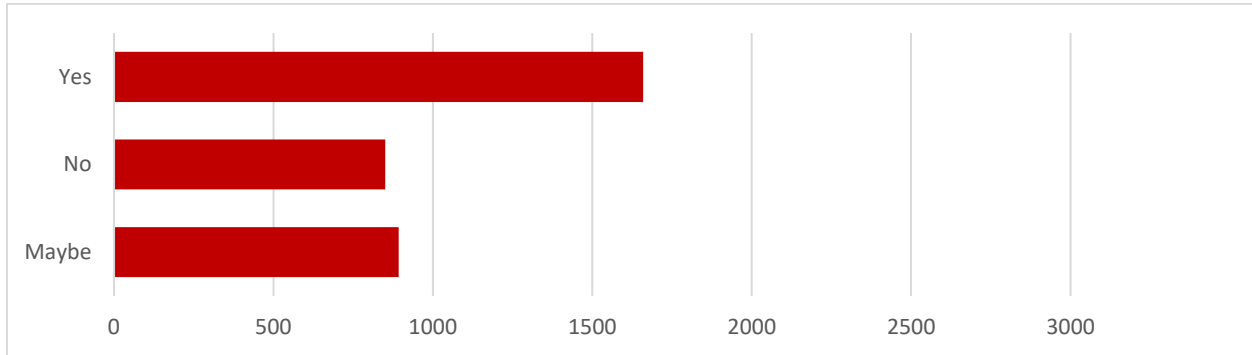
#	Field	Q3 "Yes" Count	Q4 Count	Total Percentage
1	Smoke-free	21	1	70.97%
2	Tobacco-free	21	1	70.97%
3	Vape-free	21	0	67.74%

Q5 - Which tobacco products do you support restricting on Loyola campuses? (Select all that apply)



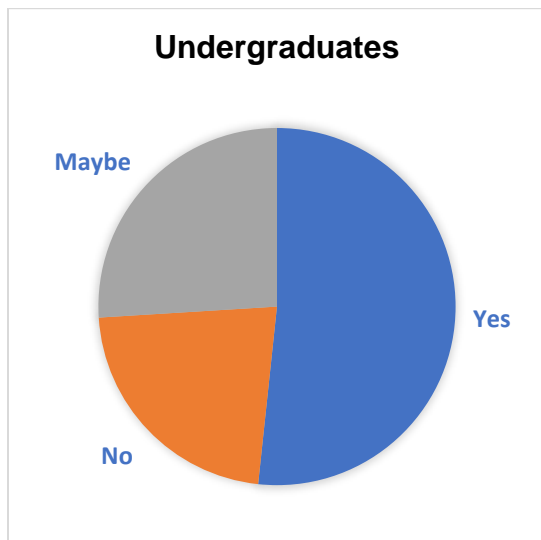
#	Field	Count	Percentage
1	Cigarettes	470	78.46%
2	Cigars	452	75.46%
3	Pipes	358	59.77%
4	Hookahs	293	48.91%
5	Dips/Chews	330	55.09%
6	Snuff or Snus	325	54.26%
7	Electronic Vaping Mechanisms	101	16.86%

Q6 - Regardless of whether Loyola expands its smoking policy or not, would you support establishing smoking-designated areas on our campuses?

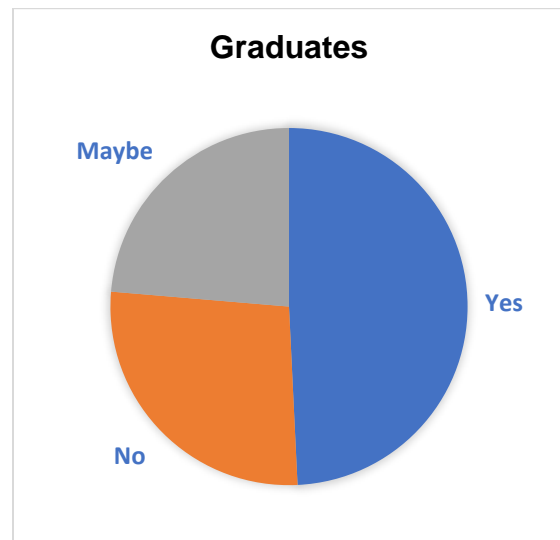


#	Field	Count	Percentage
1	Yes	1660	48.77%
2	No	851	25.00%
3	Maybe	893	26.23%

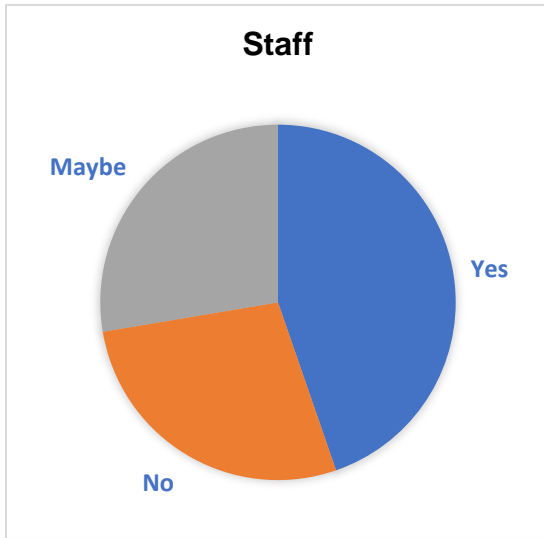
Q6 Broken Down by Position



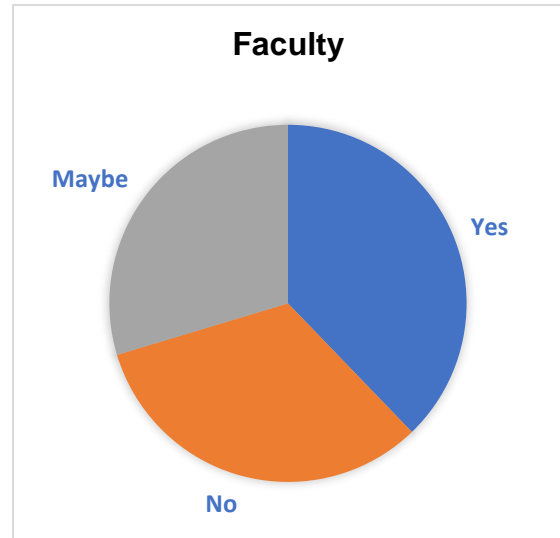
#	Field	Count	Percentage
1	Yes	1076	51.68%
2	No	465	22.34%
3	Maybe	541	25.98%



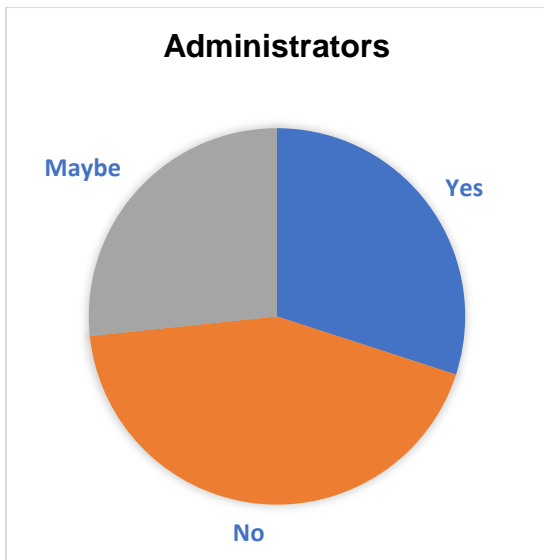
#	Field	Count	Percentage
1	Yes	258	49.24%
2	No	142	27.10%
3	Maybe	124	23.66%



#	Field	Count	Percentage
1	Yes	179	44.70%
2	No	107	27.65%
3	Maybe	107	27.65%



#	Field	Count	Percentage
1	Yes	144	37.80%
2	No	124	32.55%
3	Maybe	113	29.65%



#	Field	Count	Percentage
1	Yes	9	30.00%
2	No	13	43.33%
3	Maybe	8	26.67%